



MOUNTING REFERENCE GUIDE

Mounting Kit for Dräger Infinity Delta Monitoring

CIM Cable Integrated Mounting System



General notes

Monitor Adaptations

The 5" plunge plate is intended to accept bottom-mounted monitors. For monitors from Dräger no special mounting adapters are required.

Components' grounding

All arms with integrated cable management are equipped with **component grounding**. No grounding is required for arms with external or semi-integrated cable management with cables not being led through joints.

Load capacity

All **height adjustable arms** have a load capacity of 22 kg / 48.5 lbs. Rear mounted monitor adaptations and horizontally mounted 5" plunge plates accept a maximum monitor weight of 18 kg / 39.7 lbs. An additional 4 kg / 8.8 lbs may be mounted on a down post underneath the front swivel part. Depending on material and tensile factor all weight indications have a 4-fold and/ or 6-fold safety factor according to IEC 60601-1 standards.

Custom-designed solutions and MRI applications

Please contact us for **custom-designed** solutions.

Product marking

All CIM products are CE marked. As **medical product risk class 1** they are conform with the regulations (EU) 2017/745 (MDR) and IEC 60601-1. Other standards of the IEC 60601 series are not applicable to our products, regardless of their version.

Warranty

All CIM arms have a 5-year warranty to be free of defects in material and functionality from the date of delivery.

Non-height adjustable arm

Pivot and extended pivot arms offer **full cable integration** and easy cleaning for **infection control** in all critical care areas in the clinical environment. Our **5-years warranty** guarantees reliable, trouble-free and maintenance-free operation. The swivel function at the fixing point as well as the **tilt/ swivel function** of the monitor adaptation offers optimum positioning of your device. The extended pivot arm is a two-part arm with central pivot point between the two arm sections. All bottom-mounted monitors have the safety feature of a **20° tilt stop**.

Height adjustable arm

The height adjustable arm offers **full cable integration**, one-wipe clean surfaces and our **5-year warranty** on the entirety of the product. Vertically and horizontally adjustable, the arm offers optimal positioning of your device. A constant viewing angle when vertically adjusted is guaranteed by a parallel linkage.

Weight-optimized springs counter-balance

the monitor without making any adjustments. All bottom-mounted monitors have the safety feature of a **20° tilt stop**. Individual rotational stops may be integrated in any joint.

To provide the perfect combination of arm and monitor, the CIM articulated height adjustable arm has a simple quarter-turn lock to hold the arm safely in position when removing the monitor. Furthermore the arm is equipped with the unique safety feature of a slow-release gas spring. Should anybody try to remove the monitor before locking the arm in position, the arm will only rise at a slow and even tempo.

SAFETY

Product weight

Part No.	Description	Weight
A-32424A-4S	Extended pivot arm light duty with 5" plunge plate and adapter for vertical wall channel	3.2 kg / 7.1 lbs
A-73130A-4S	Extended height adjustable arm with 5" plunge plate and adapter for vertical wall channel	5.5 kg / 12.1 lbs
Z-KH3-70 Z-KH3-71	Triple cable hook	0.5 kg / 1.1 lbs
DR-PS-4Z	Mounting plate for Dräger power supply Delta	0.2 kg / 0.4 lbs

Extended pivot arm kit



Monitor adaption

Colours

Maximum load capacity support arm

Maximum load monitor adaptation

Product weight

5" plunge plate with tilt function

decorative parts RAL 5013 cobalt blue

aluminum parts RAL 9016 traffic white

7.5 kg / 16.5 lbs

7.5 kg / 16.5 lbs

see page 3

Kit number

P-DR-0010-4S.bl1

Consisting of the following parts:

A-32424A-4S.bl1 extended pivot arm light duty

Z-KH3-70.1 triple cable hook

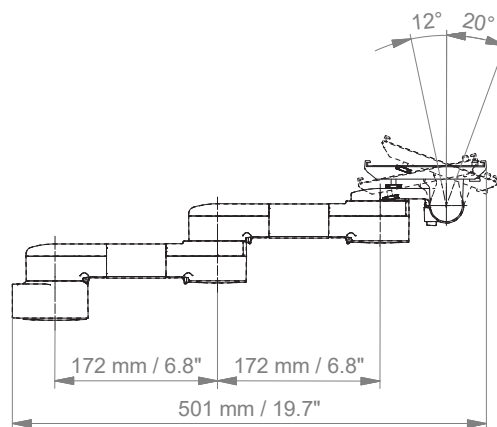
DR-PS-4Z.1 mounting plate for Dräger power supply Delta

Please order the wall channel separately.

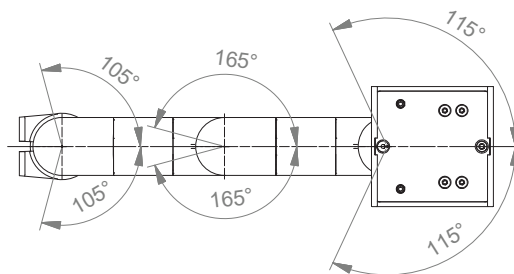
Extended pivot arm kit

Technical data extended pivot arm light duty

SIDE VIEW



TOP VIEW



Extended height adjustable arm kit



Monitor adaption

Colours

Maximum load capacity support arm

Maximum load monitor adaptation

Product weight

Balancing range

5" plunge plate with tilt function

decorative parts RAL 5013 cobalt blue

aluminum parts RAL 9016 traffic white

21.5 kg / 47.4 lbs

18 kg / 39.7 lbs

see page 3

950 N (3.5 - 8.5 kg / 7.7 - 18.7 lbs)

Kit number

P-DR-0002-4S.bl1_95

Consisting of the following parts:

A-73130A-4S.bl1_95 extended height adjustable arm

Z-KH3-70.1 triple cable hook

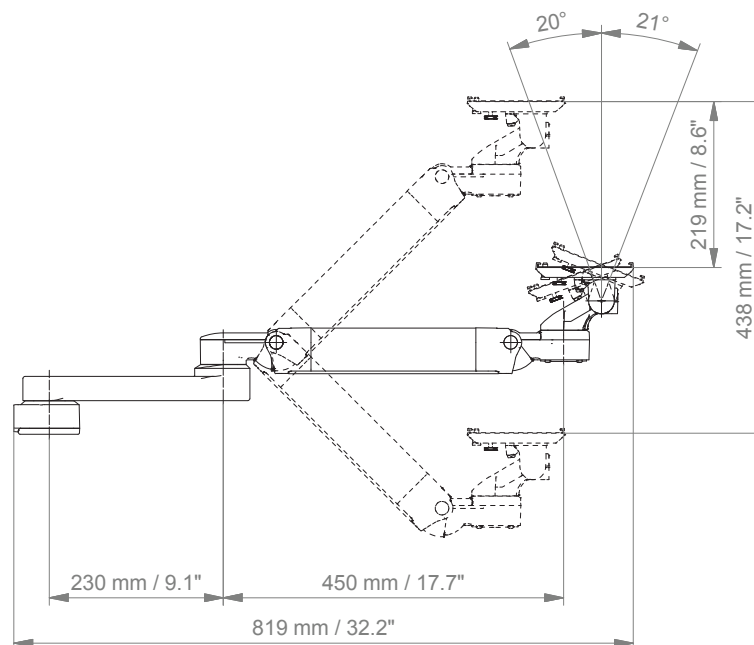
DR-PS-4Z.1 mounting plate for Dräger power supply Delta

Please order the wall channel separately.

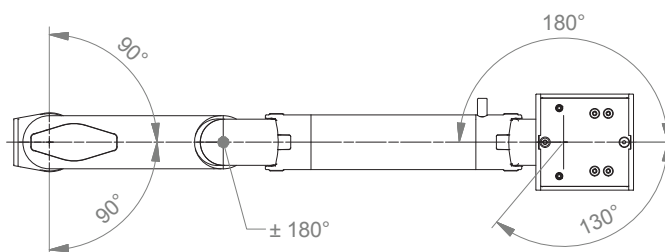
Extended height adjustable arm kit

Technical data extended height adjustable arm


SIDE VIEW



TOP VIEW



Cart light duty kit



Monitor adaption CIM cart light duty

Colours

Maximum load capacity

Kit number

5" plunge plate with tilt function
 5-star base aluminum base with counter weight
 (2) lockable and (3) non-lockable double wheel castors, \varnothing 100 mm / 3.9"
 column to accept components and accessories on opposite sides
 decorative parts RAL 5013 cobalt blue
 base RAL 9016 traffic white
 handle RAL 9016 traffic white
 14 kg / 30.9 lbs

R-002A.bl1_286903

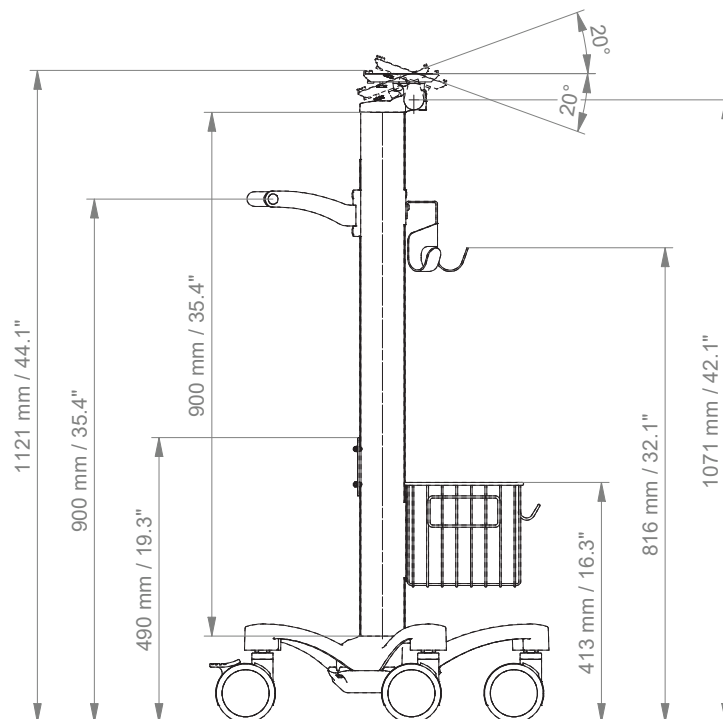
Consisting of the following parts:

R-002A.bl1	cart light duty
Z-HD-4.w1	handle for carts
Z-51-4Z.1	basket 300 x 200 x 180 mm / 11.8 x 7.9 x 7.1"
Z-KH3-4Z.1	triple cable hook
DR-PS-4Z.1	mounting plate for Dräger power supply Delta

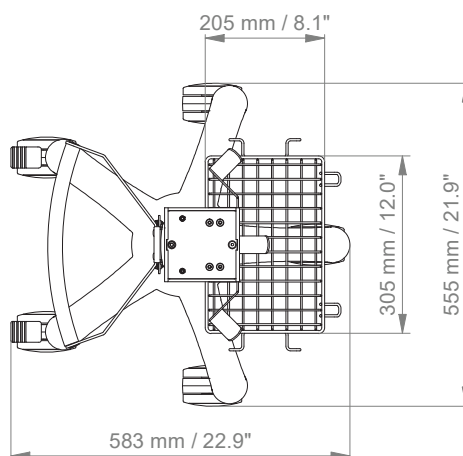
Cart light duty kit

Technical data

SIDE VIEW



TOP VIEW





CIM med GmbH

Euro-Industriepark
Margot-Kalinke-Str. 9
80939 Munich / Germany

T +49 89. 978 94 08-0

F +49 89. 978 94 08-29

M info@cim-med.com

www.cim-med.com

